


Atlas Home Pregnancy Test Cassette (Urine)

IVD For In - Vitro Diagnostic and self testing Use



2  30°C Store at (2 - 30°C)

INTENDED USE

ATLAS Home Pregnancy Test Device (Urine) is a rapid chromatographic immunoassay for the qualitative detection of human chorionic gonadotropin (hCG) in urine to aid in the early detection of pregnancy.

COMPONENTS

- Test Device.
- Dropper
- Desiccant
- Package Insert.

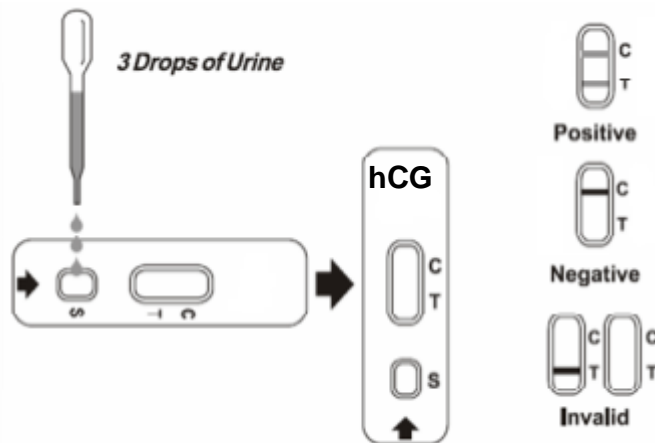
PRECAUTIONS & WARNINGS

- Do not use the test after the expiration date.
- If the package is not completely sealed do not use the test.
- The test should be performed in a well - lit area.
- Use the test device immediately after opening it.
- Use the dropper inside the package. Do not use an external dropper.
- Do not touch the test window. This could affect results and may also impose personal hazards.
- Use a disposable sample container to be discarded after performing the test.
- The pouch contains a Silica Gel pack to absorb humidity. Do not open the pack. Throw it away with the remaining of the test.
- At the end of the test, wrap every thing you have used in a plastic bag and throw away in the bin. Do not forget to wash your hands properly.
- The remaining sample should be discarded and flushed in the toilet.

PROCEDURE

Refer to the illustration below

- Step 1:** Read instructions carefully before use.
Collect fresh urine sample (preferably first morning specimen) in a clean and dry disposable container. The container has to be devoid of any detergent traces.
- Step 2:** Check that the test is completely sealed then open the pouch and place the test device on a flat surface
- Step 3:** With the dropper provided, transfer 3 or 4 drops of the sample to the sample well in the test device.
- Step 4:** Read results in 1 - 5 minutes. Look for colored bands (lines) to appear in the rectangular area. Test results should not be read after 10 minutes.



HOW TO READ THE RESULTS



PREGNANT : Positive results: 2 bands

The presence of two red lines in the result window means you are probably pregnant. One line may be lighter than the other ; they do not have to match .Check with your doctor to confirm pregnancy.



NOT PREGNANT : Negative results = one band in the (C) area

The presence of one red line in the control area (C) means you are not pregnant.



INVALID RESULT: Invalid results = no bands in the (T) area

The result is invalid if no red line appears in the control area (C), even if a line appears in the test area (T). You should Repeat the test with a new test.

WHAT THE RESULTS MEAN?

A positive result indicates that your urine contains hCG (the pregnancy hormone) **at a concentration more than or equal to 25mIU/ml which is our device sensitivity** and you can assume you are pregnant. You should consult your doctor who is best able to further advise you on proper prenatal care. If you are taking medication, inform your doctor immediately and make sure it is safe for your baby.

A negative result means that no hCG has been detected and you can assume you are not pregnant. If a week passes and your menstrual period is still delayed, you should do another test after two days. If the result is still negative in the second test, there is little chance that you are pregnant and there could be other health - related reasons why you are not menstruating, In this case you should see your doctor without delay.

If your menstrual cycle is irregular, it can be difficult to know the day you have missed your period. If your test indicated you are not pregnant and your menstrual cycle does not begin within a few days, you may have miscalculated your cycle and should use a second test after two days.

LIMITATION OF THE TEST

The test is not reusable and works only if the instructions are followed precisely. Although the test is highly accurate in detecting pregnancy, a low incidence of false results can occur. Check with your doctor if you get unexpected or inconsistent test results. Certain health conditions can also cause a false or irregular test result.

False Negative results may occur to samples of women who are pregnant for more than 5 weeks.

This is due to excess hCG variants in the urine that had been noticed in some uncommon cases of 10 weeks of pregnancy. If such cases are suspected, a dilution of 1:10 of the samples need to be retested to confirm the negative results.

QUESTIONS & ANSWERS

Q. How does the test work?

A. When a woman is pregnant; her body produces a special pregnancy hormone known as hCG (human Chorionic Gonadotropin). This hormone appears in the urine as early as the first day of a missed menstrual cycle. A positive result indicates that your urine contains hCG and you can assume you are pregnant. A negative result means that no hCG has been detected and you can assume you are not pregnant.

Q. What if the two Red lines appear, but one is much lighter than the other, am I pregnant?

A. Yes. You should assume you are pregnant.

Q. Would I still get accurate results even if I miscounted the number of urine drops?

A. Usually one drop more or less does not affect the test result. As long as a Red line appears in the "C" area, the test had performed correctly. If the Red line in the "C" area does not appear, try to add one or two additional drops of urine. If after five minutes, a Red line does not show in the "C" area, the test is invalid. A new test should be used.

Q. What if I am uncertain about the Red line in the "T" area?


















A. It is recommended that you retest three days later using other tests.

Q. Can the result change after a certain length of times?

A. A positive test result might not change after the test is completed and several hours thereafter. However, a negative test result should not be read after 10 minutes.

 Ludwig-Erhard-Ring 3
15827 Blankenfelde-Mahlow
Germany
Tel: +49 - 33708 – 3550 30
Email: Info@atlas-medical.com

PPI021A01
Rev J (23.05.2019)

	Catalogue Number		Do not re-use
	In Vitro diagnostic medical device		Do not use if package is damaged
	For Self-Testing use.		Temperature limit
	Caution.		Contains sufficient for <n> tests and Relative size
	Consult instructions for use (IFU)		Manufacturer.
	Batch code		Use-by date
	Manufacturer telephone number.		Manufacturer fax number.
	Keep away from sunlight		Keep dry
	Date of Manufacture		