

## Cold Ziehl- Neelsen Stain

**IVD** *For In-Vitro diagnostic and professional use only*

### Contents


- A. Carbol Fuchsin ZN
- B. Decolouriser
- C. Methylene Blue

### Ready To Use Solutions.












### Suggested Method

1. Flood the fixed smears with Carbol Fuchsin (Kinyoun) and stain for 2 minutes without heating.
2. Wash with tap water and decolourise with acid-alcohol until the dye no longer runs off the slide.
3. Wash with tap water and counterstain for 10-30 seconds with Methylene Blue.
4. Wash, blot dry and examine.

Acid fast organisms stain red, the background and other organisms stain blue.

 **ATLAS Medical**  
**William James House,**  
**Cowley Road, Cambridge, CB4 4WX, UK**  
**Tel: ++44 (0) 1223 858 910**  
**Fax: ++44 (0) 1223 858 524**

**PPI058A01**  
**Revision C (13.01.2014)**

	Product Reference No.		For in-vitro diagnostic use.
	Caution.		Store at
	Read product insert before use.		Number of tests in the pack.
	Lot (batch) number.		Manufacturer.
	Expiry date.		Manufacturer telephone number.
	Manufacturer fax number.		